

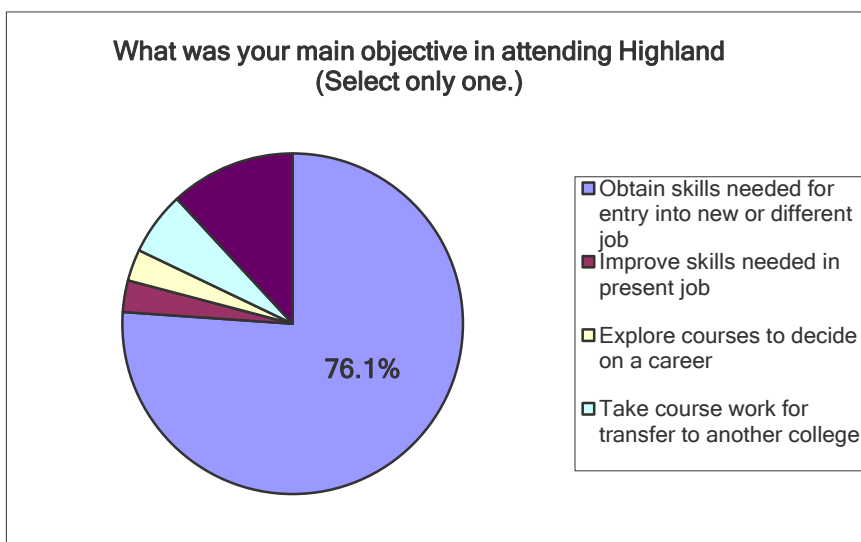
Excerpts from the Fiscal Year 2016 Occupational Follow-up Survey

In spring 2016, ICCB's Occupational Follow-up Survey was administered for the first time to *all* graduates completing degrees and certificates in occupational programs. In prior years, the survey was administered to only graduates completing occupational programs that were up for ICCB program review in the following year. Data from the completed surveys were sent to ICCB and ICCB would then analyze data received from all Illinois community colleges.

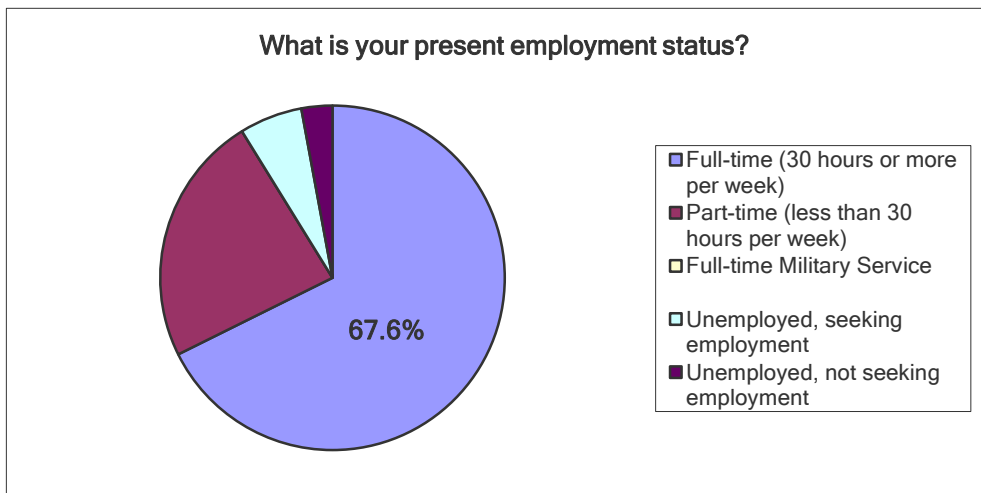
In fiscal year 2016, the follow-up survey was administered to the 122 graduates who completed an occupational program some time in fiscal year 2015. Of these graduates, 68 completed the survey for a response rate of 56 percent.

While there is enough data to analyze/consider across programs, there is not enough data to analyze by each individual program. With the plan to administer the follow-up survey to all graduates each year, data will be available to analyze by program after a few years. Results for each question of the survey are available upon request and excerpts are included below to provide prospective and current students with more information about Highland's graduates.

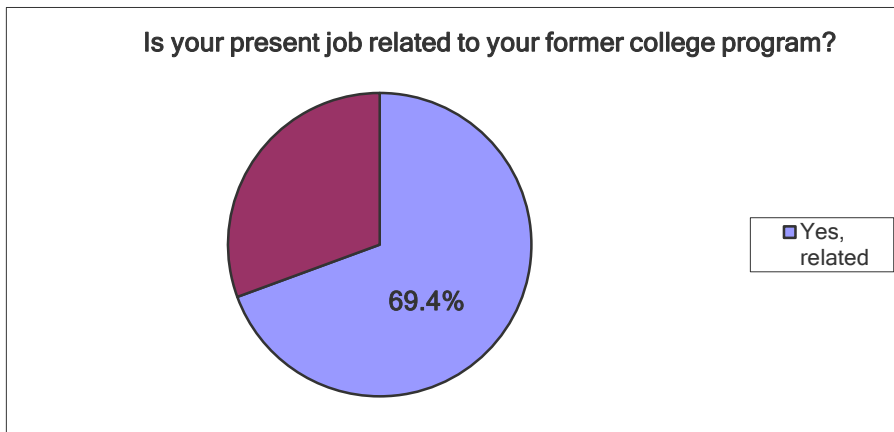
Highland Community College Occupational Follow-up Survey		
What was your main objective in attending Highland (Select only one.)		
Answer Options	Response Percent	Response Count
Obtain skills needed for entry into new or different job	76.1%	51
Improve skills needed in present job	3.0%	2
Explore courses to decide on a career	3.0%	2
Take course work for transfer to another college	6.0%	4
Personal interest or self-development	11.9%	8
<i>asked question (All respondents)</i>		68
<i>answered question</i>		67
<i>skipped question</i>		1



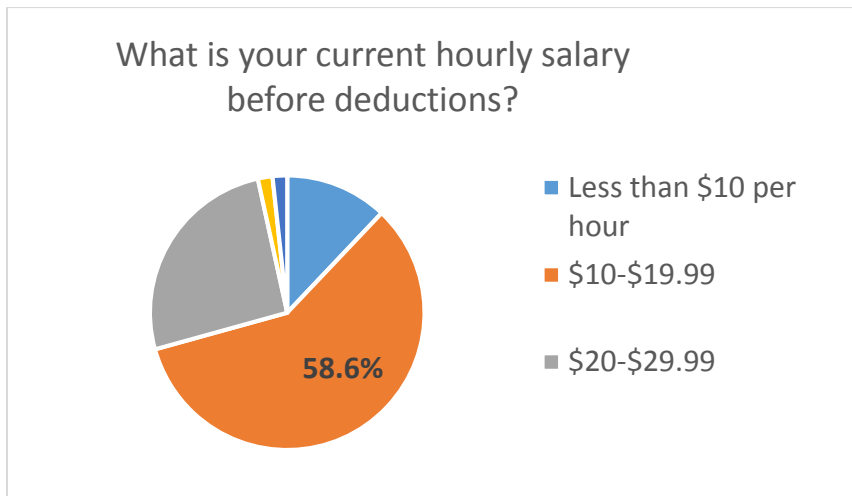
What is your present employment status?		
Answer Options	Response Percent	Response Count
Full-time (30 hours or more per week)	67.6%	46
Part-time (less than 30 hours per week)	23.5%	16
Full-time Military Service	0.0%	0
Unemployed, seeking employment	5.9%	4
Unemployed, not seeking employment	2.9%	2
<i>asked question (All respondents)</i>		68
<i>answered question</i>		68
<i>skipped question</i>		0



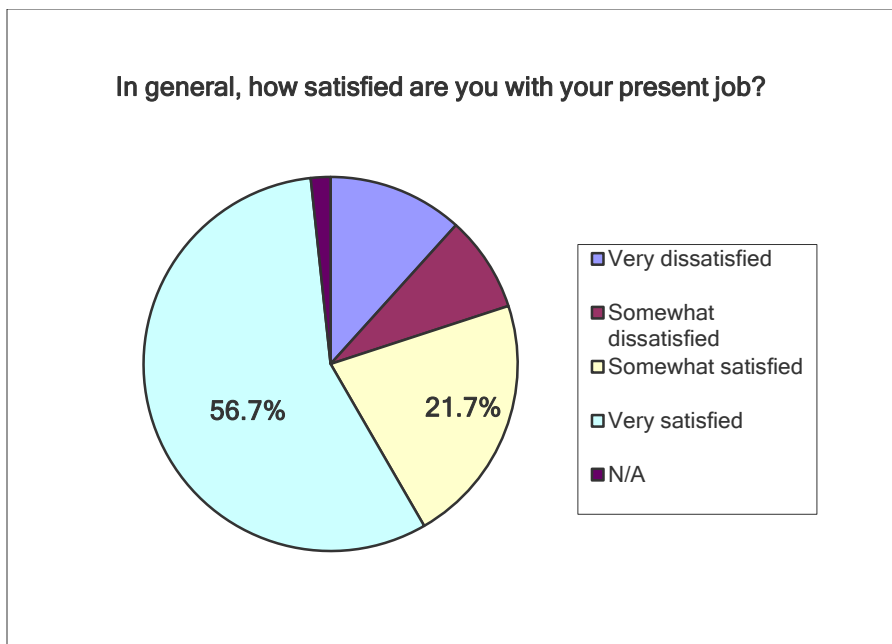
Is your present job related to your former college program?		
Answer Options	Response Percent	Response Count
Yes, related	69.4%	43
No	30.6%	19
<i>asked question (Employed respondents only)</i>		62
<i>answered question</i>		62
<i>skipped question</i>		0



What is your current hourly salary before deductions?		
Answer Options	Response Count	
	58	
<i>asked question (Employed respondents only)</i>	62	
<i>answered question</i>	58	
<i>skipped question</i>	4	
Categorized responses	Response Percent	Response Count
Less than \$10 per hour	12.1%	7
\$10-\$19.99	58.6%	34
\$20-\$29.99	25.9%	15
\$30 or more per hour	1.7%	1
Other benefit	1.7%	1



In general, how satisfied are you with your present job?		
Answer Options	Response Percent	Response Count
Very dissatisfied	11.7%	7
Somewhat dissatisfied	8.3%	5
Somewhat satisfied	21.7%	13
Very satisfied	56.7%	34
N/A	1.7%	1
<i>asked question (Employed respondents only)</i>		62
<i>answered question</i>		60
<i>skipped question</i>		2



When did you begin working your present job?

Answer Options	Response Percent	Response Count
Before entering the college program	11.7%	7
While enrolled in the college program	21.7%	13
After leaving the college program	66.7%	40
<i>asked question (Employed respondents only)</i>		62
<i>answered question</i>		60
<i>skipped question</i>		2

