
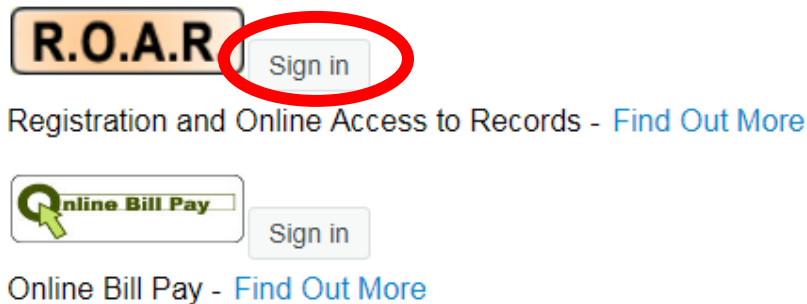
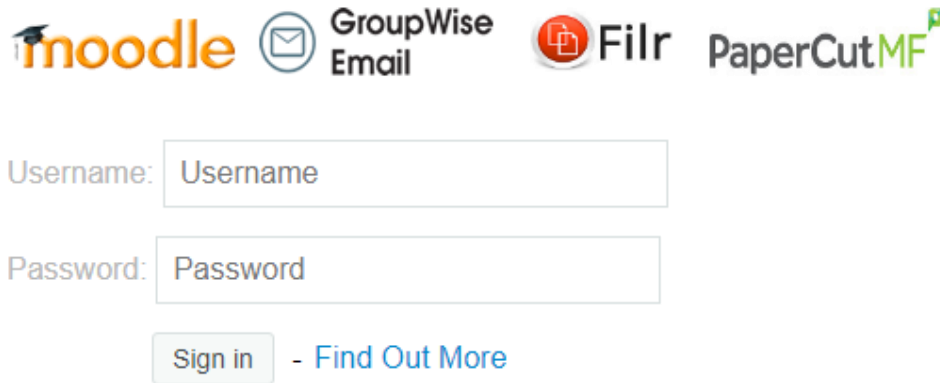


# How to find Your Highland CC Student ID

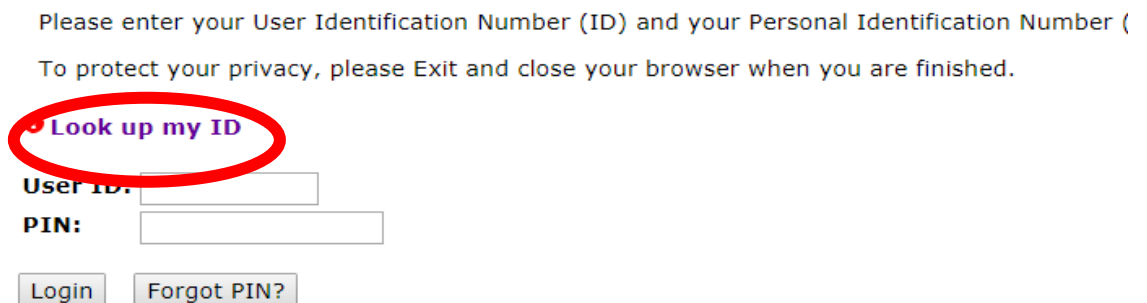
1. Go to highland.edu
2. Select LOGIN, see graphic below.



3. Click on Sign in button after the R.O.A.R. button, see graphic below.



4. Windows opens, as seen below, click on Look up my ID.



5. Insert last 4 digits of your social security number and the first 5 letters of your last name, click on Get My ID button.

## Get My ID

---

**Last 4 digits of your SSN:**

**First 5 characters of your last name:**

6. For further assistance call Admissions at 815-599-3414. Their hours at 8 am to 7 pm. Academic Technology Resources, 815-599-3411 may also be called. Their hours are 8 am to 8 pm Monday through Thursday and 8 am to 4 pm on Friday.