

**HIGHLAND  
COMMUNITY COLLEGE  
PRESENTS  
THE 52<sup>nd</sup>  
ANNUAL DISTRICT  
JURIED ART EXHIBIT**



**February 15-March 13, 2023**

**Highland Gallery  
Ferguson Fine Arts Center  
Highland Community College  
2998 West Pearl City Road  
Freeport, IL 61032**

## **2023 Calendar**

### **Wednesday, February 1, 2023**

Delivery of work to H.C.C. Highland Gallery in the west wing of the Ferguson Fine Arts Center, 8:00 a.m. – 6:00 p.m.

*All work must be hand-delivered on this date.*

If this date is inconvenient, arrangements can be made for early drop off, but must be done at least one week in advance by contacting [highlandgallery@highland.edu](mailto:highlandgallery@highland.edu).

### **Wednesday, February 15, 2023**

Reception & award ceremony from 4:30 to 6:00 p.m., awards presented at 5:30 p.m.

### **Monday, March 13, 2023**

Exhibition ends.

### **Tuesday, March 14, 2023**

Pick up work from 9:00 a.m. to 6:00 p.m.

### **Eligibility**

Open to all artists, 18 years of age or older residing in the Highland Community College district, as well as all currently enrolled HCC students. Open to two-dimensional and three-dimensional original works of art in any medium. All works of art must have been completed in the last two years and not previously exhibited at Highland Gallery.

### **Awards**

A total of eleven separate awards will be given out at the discretion of the juror. Best of Show Community, Best of Show Student, First Place, Second Place, Third Place, will carry a cash award in addition to a placement ribbon. In addition, up to six Honorable Mention awards may be decided at the discretion of the Juror. Honorable Mention recipients receive placement ribbons only.

Award winners are encouraged to be present at the Opening Reception and Award Ceremony on **Wednesday, February 15, 2023 from 4:30 to 6:00 p.m.** awards announced at 5:30 p.m.

### **Publicity**

Highland Gallery reserves the right to photograph and document all submitted work and to use these images for catalog, educational, and /or publicity purposes.

### **Rules of Entry**

Artists may submit a maximum of 3 entries for a nonrefundable fee of \$3.00 per work. Entry Form and fee is due upon delivery of work with checks made payable to Highland Community College. Entry Forms must be completed, including the Artist's Signature to be accepted. All accepted work must remain in the exhibit for the duration of the exhibition.

### **Limitations**

Two-dimensional work may not exceed five feet in any dimension, **including framing presentation and materials.** All mounting and matting must be **white or off-white material only.** All work must be framed and suitably wired and ready for installation. Paintings on stretchers must have edges painted, or framed.

Three-dimensional work designed to sit on podiums must not exceed 100 lbs, and the base must not exceed 12 inches. Three-dimensional work designed to sit on the floor may not exceed 30 inches in width or depth, or exceed 6 feet in height. All work must fit through a standard doorway.

**Any work exceeding size restrictions, or not conforming to the above presentation requirements will be rejected. Work is not officially accepted in the exhibit upon submission as the Juror and Gallery Director must certify each work as meeting all prospectus requirements and guidelines.**

## Receiving

Works submitted for the exhibition must be hand delivered by **the artist** to Highland Gallery on **Wednesday, February 1, 2023** from 8:00 a.m. – 6:00 p.m. If work is submitted by any other individual on behalf of the artist, Highland Gallery must have written consent from the artist to accept submissions by that specific individual. This must be done prior to actual submission by emailing the above request to [highlandgallery@highland.edu](mailto:highlandgallery@highland.edu). Highland Gallery is located in the West wing of the Ferguson Fine Arts Center.

Hand-delivered packing materials cannot be retained for the artist by Highland Gallery. Please plan on a minimum of twenty minutes for submissions.

## Jurying

The Juror or Gallery Director reserves the right to reject any work based on inferior quality, presentation, or prospectus/guideline omission to preserve the integrity of the exhibition. Among other criteria, the Juror will consider the following when making acceptance and award decisions:

- Is the submission and its message worthy of discussion?
- Does the submission explore an idea or concept in a unique and intriguing manner?
- Does the submission meet the above through a resolved handling of media?

## Retrieval of Work

All work accepted into this exhibit must be picked up by **the artist** on **Tuesday, March 14, 2023** from 9:00 a.m. – 6:00 p.m. If work is to be picked up by an individual on behalf of the artist, Highland Gallery must have written consent from the artist to release their work to that specific individual. This must be done prior to the actual retrieval date by emailing a request to [highlandgallery@highland.edu](mailto:highlandgallery@highland.edu).

**A photo I.D. is required by all individuals retrieving work.**

## Liabilities and Insurance

All works accepted for exhibition will be reasonably insured while on Ferguson Fine Arts Center premises according to Current Fair Market Value. Highland Gallery will not be responsible for insuring works of art unclaimed after **Tuesday, March 14, 2023**.

## Sales

The value of each submitted work must be indicated on the entry form and attaching tag. If the work is not for sale, you must still indicate the value for insurance purposes and check the N.F.S. box. Highland Gallery will retain 20% of the sale price on any work sold during the exhibition which will be contributed to SOVA, the Student Organization Visual Arts.

## PW Opt Out

"The Prairie Wind" publication is a diverse collection of poetry, artwork, photography and music from the many members of the Highland community. It is produced annually by students and staff in the Humanities and Fine Arts departments at HCC. It has been published since 1992. Each issue is created by an editorial staff composed of students and volunteer community members who are guided by a team of faculty advisors.

All works officially accepted into this exhibition are automatically submitted for possible inclusion into "The Prairie Wind." If you do not wish your work to be submitted, please check the "PW Opt Out" box on the exhibit entry form next to each submission entry.

Click [here](#) for Exhibition FAQ's.

For further details: 815-235-6121, extension 3490 or [highlandgallery@highland.edu](mailto:highlandgallery@highland.edu).

## HCC District Art Exhibit: Frequently Asked Questions

### Who can enter?

Anyone 18 years of age or older residing in the Highland Community College district, as well as all currently enrolled HCC students. *Please see [Eligibility](#) outlined on the exhibition Prospectus.*

### Is there a submission fee?

Yes, artists may submit a maximum of 3 entries for a nonrefundable fee of \$3.00 per work. *Please see [Rules of Entry](#) outlined on the exhibition Prospectus.*

### Are there cash awards?

Yes, Best of Show Community, Best of Show Student, First, Second and Third Place receives a cash award as well as a placement ribbon. Honorable Mentions receive a placement ribbon only.

### What are the criteria?

Your submission must be an original concept and execution created in the last two years and not a copy or reproduction of the work of another. Additionally, all work must conform to the following limitations:

- Two-dimensional work may not exceed five feet in any dimension, **including framing presentation and materials**. All mounting and matting must be **white or off-white material only**.
- All work must be framed and suitably wired and ready for installation.
- Paintings on stretchers must have edges painted, or framed.
- Three-dimensional work designed to sit on podiums must not exceed 100 lbs, and the base must not exceed 12 inches.
- Three-dimensional work designed to sit on the floor may not exceed 30 inches in width or depth, or exceed 6 feet in height.
- All work must fit through a standard doorway.
- Final selections and awards will be chosen based on meeting the above Rules of Entry as well as artistic excellence and originality. Final selections will be made by an objective Juror involved in the art field both as an artist as well as educator. Amongst other criteria, the Juror will consider the following when making their final selections and awards:

1. Is the submission and its message worthy of discussion?

2. Does the submission explore an idea or concept in a unique and intriguing manner?

3. Does the submission meet the above through a resolved or intriguing handling of medium?

*Please see [Eligibility](#), [Rules of Entry](#), and [Limitations](#) as outlined on the exhibition Prospectus.*



**Do I retain the rights to my art submission?**

Yes, you retain all rights to your work of art. However, by your submission, you agree to grant Highland Gallery a non-exclusive, royalty free, license to use, display and market your art for educational and publicity purposes. *Please see [Publicity](#) outlined on the exhibition Prospectus.*

**Will I be credited for my work?**

Yes, all accepted work will be identified by artist, title, and media.

**What mediums are acceptable?**

Your original artwork may be in any media, as long as it adheres to the criteria listed above and on the prospectus. *Please see [Eligibility](#), [Rules of Entry](#), and [Limitations](#) as outlined on the exhibition Prospectus.*

**How do I submit my art?**

Submissions, actual works of art and completed Entry Forms, must be hand delivered on the date listed on the prospectus. If work is submitted by any other individual on behalf of the artist, Highland Gallery must have written consent from the artist to accept submissions by that specific individual. This must be done prior to actual submission by emailing the above request to [highlandgallery@highland.edu](mailto:highlandgallery@highland.edu). If the submission date is inconvenient, special arrangements can be made for early drop off, but must be done at least one week in advance by contacting Highland Gallery at [highlandgallery@highland.edu](mailto:highlandgallery@highland.edu). No late submissions will be accepted. *Please see [2023 Calendar](#) as outlined on the exhibition Prospectus.*

**When is the deadline?**

All submissions, actual works of art and Entry Forms, must be hand delivered on Wednesday, February 1, 2023, 8:00 a.m. – 6:00 p.m. In case of inclement weather **where the college is officially closed**, a new submission date will be posted on the HCC website at the following link: <http://www.highland.edu/> *Please see [2023 Calendar](#) as outlined on the exhibition Prospectus.*

**How and when will I be notified of exhibition acceptance or awards?**

Once the Juror has made their choices, *rejected* work and *award winners* only will be notified, accordingly, by email.

- Rejected submissions need to be picked up as soon as artists are informed due to space limitations. This date will be conveyed in the email.
- Award winners will be informed that they have placed; but will not be given any specifics regarding the work of art or actual placement. Award winners will also need to confirm their Opening Reception and Award Ceremony attendance; which will be outlined in the email.

**When and where will the exhibit be displayed?**

The exhibit will be displayed at Highland Gallery, in the West wing of the Ferguson Fine Center of Highland Community College. The college is located at 2998 West Pearl City Road, Freeport Illinois, 61032.

The exhibit is February 15-March 13, 2023. An Opening Reception takes place on Wednesday February 15, 2023, 4:30-6:00 p.m. with Awards announced at 5:30 p.m.

This exhibit and Opening Reception is free and open to the public

## Is there anything else I need to know?

One of the primary reasons submissions are rejected is because artists are not adhering to the Rules of Entry and Limitations outlined on the prospectus and listed above. Specifically, matting, wiring, and incorrect submission size are the primary reasons for rejected work.

### - Matting, Mounting, Wiring

Although a colored matt or mount may have the look you think best for your work, white or off-white matting and mounting is the preferred (and as in this case, required) presentation for exhibiting; especially in juried exhibitions. This is done to avoid any visual distraction or elaboration from the work of art; which is after all, the most important component of your presentation.


When wiring a two-dimensional work of art for exhibit installation, it is important to do so properly. The best method, and one often required for exhibitions, is to use screw eyes or strap hangers, or hanging hardware specifically made for your frame, and braided picture hanging wire. The size of the screw eye, strap hanger, or specialty hardware and braided picture wire gauge need to be determined by the total weight of your work and presentation materials.




Screw Eyes




Screw Eyes with Braided Picture Hanging Wire



Strip Hangers



Strip Hangers with Braided Picture Hanging Wire



Metal Frame Hangers



Hangers with Braided Picture Hanging Wire

- Copyright Infringement

Above all, your work of art should be your own creation. Although you may be inspired by imagery and ideas gained from viewing other works of art, creating a work of art that too closely approximates a work of art already in existence will most likely be considered copyright infringement unless you have the written permission of the artist to do so, or that work is in public domain. To avoid copyright infringement, create your own work. If you are heavily inspired by other's work and want to somehow incorporate their visual components into your work you will need to change or alter their original images in substantial ways to avoid infringement. Your work of art needs to look different enough that the original work has been so modified that it can't be recognized as a reference. You can find more here, including fair rights, at the following link:

<http://www.copyright.gov/fls/fl102.html>

A secondary reason for rejected work is often choosing a work that may not be ready for exhibition. This is referred to as unresolved work.

- When choosing works of art for exhibition purposes, it is important to be objective. If the exhibition has a theme then you will want to make sure you are conforming to that theme. Whether there is a specific theme or not, you will want to make sure that your work is visually ready, or resolved, for exhibition. A resolved work means that the form and content have been analyzed and you probably have made revisions based on refining these components.
- Form is the way the work of art looks, including the handling of the media and technical concerns as well as how you have organized the elements (line, shape, form, etc...) and principles of design (such as balance, area of emphasis, contrast, etc...) in the work of art.
- Content is the meaning, feeling, or message you are attempting to develop. Remember, art is communication, so your viewing audience is going to attempt to figure out what you are visually communicating.
- An unresolved work of art suggests that the artist has not taken the time to objectively analyze the work of art to make sure it is as strong and intriguing as possible. Unresolved works of art often feel unfinished, or unbalanced, or technically underdeveloped to the average eye.
- A resolved work suggest that the artists has taken time to analyze form and content, and made necessary revisions so the work of art no longer appears to struggle in its communication.

Although the above is somewhat subjective, most people viewing works of art are able to tell when a work of art is unresolved. They may not be able to put this into the proper words, but our eyes do not lie to us.

Please read the prospectus carefully to make sure you are meeting the Rules of Entry and Limitations.

## Attaching Picture Wire to Unframed Works of Art

1. Begin by measuring  $\frac{1}{3}$  of the total height of backing board from the top down, and marking this on each side of the backing board.
2. Now measure  $\frac{1}{3}$  of the total length of backing board from the side toward the center, marking this on each side of the backing board.
3. Attach self-adhesive hanging tabs on each side, where marked, pressing firmly in place.
4. Attach braided picture hanging wire by wrapping one end through hanging tab opening and tightly wrap wire around itself for several inches. Double back by wrapping wire back on itself (tightly) until you are close to the hanging tab opening.
5. Repeat this process on other side and finish by wrapping electric tape or duct tape around each end to avoid unraveling.
6. Attach rubber bump pads to bottom corners.

